

July 17, 2017

BSE Limited
Phiroze Jeejeebhoy Towers
Dalal Street
Mumbai - 400 001

National Stock Exchange of India Limited
Exchange Plaza
Plot no. C/1, G Block
Bandra-Kurla Complex
Bandra (E)
Mumbai - 400 051

Dear Sirs,

Sub: Statement of holding of securities and shareholding pattern as on June 30, 2017
Ref.: Regulation 31(1)(b) of SEBI (Listing Obligations and Disclosure Requirements) Regulations, 2015

As required under Regulation 31(1)(b) of SEBI (Listing Obligations and Disclosure Requirements) Regulations, 2015, the Statement of holding of securities and shareholding pattern of GMR Infrastructure Limited as on June 30, 2017 is enclosed.

Please take the same on record.

Thanking you,

Yours faithfully,
for GMR Infrastructure Limited



A. S. Cherukupalli
Company Secretary & Compliance Officer

Encl: as above

Holding of Specified securities

- | | |
|---|-------------------------------------|
| 1. Name of Listed Entity | :GMR Infrastructure Limited |
| 2. Scrip Code/Name of Scrip/Class of Security | : 532754 / GMRINFRA / Equity Shares |
| 3. Share Holding Pattern Filed under | :Regulation 31(1)(b) |
| a. if under 31(1)(b) then indicate the report for quarter ending | : June 30, 2017 |
| b. if under 31(1)(c) then indicate date of allotment/extinguishment | :NA |

4. Declaration : The Listed entity is required to submit the following declaration to the extent of submission of information:

	Particulars	YES*	NO*
a	Whether the Listed Entity has issued any partly paid up shares		NO
b	Whether the Listed Entity has issued any Convertible Securities or Warrants?	YES	
c	Whether the Listed Entity has any shares against which depository receipts are issued?		NO
d	Whether the Listed Entity has any shares in locked-in?		NO
e	Whether any shares held by promoters are pledge or otherwise encumbered?	YES	

*if the Listed Entity selects the option 'NO' for the questions above, the columns for the partly paid up shares, Outstanding Convertible Securities/Warrants, depository receipts, locked-in shares, No of shares pledged or otherwise encumbered by promoters, as applicable, shall not be displayed at the time of dissemination on the Stock Exchange website. Also wherever there is 'No' declared by Listed entity in above table the values will be considered as 'Zero' by default on submission of the format of holding of specified securities.

5 The tabular format for disclosure of holding of specified securities is as follows:



GMR Infrastructure Ltd - As on 30.06.2017

Table I - Summary Statement holding of specified securities

Category	Category of Share	No of Shareholders	No of fully paid up equity shares held	No of Partly paid-up equity shares held	No of Shares Underlying Depository Receipts	Total No of Shares Held (VII) = (IV)+(V)+(VI)	Shareholding as a % of total no of shares (As a % of (A+B+C2))	Number of Voting Rights held in each class of securities			No of Shares Underlying Outstanding convertible securities (Including Warrants)	Shareholding as a % assuming full conversion of convertible Securities (as a percentage of diluted	Number of Locked in Shares		Number of Shares pledged or otherwise encumbered		Number of equity shares held in dematerialized form	
								No of Voting Rights					Total as a % of (A+B+C)	No.	As a % of total	No.		As a % of total
								Class X	Class Y	Total								
(I)	(II)	(III)	(IV)	(V)	(VI)	(VII)	(VIII)	(IX)			(X)	(XI)	(XII)		(XIII)	(XIV)		
(A)	Promoter & Promoter Group	20	3721549249	0	0	3721549249	61.66	3721549249	0	3721549249	61.66	0	52.06	0	0.00	2689029420	72.26	3721549249
(B)	Public	407991	2314396026	0	0	2314396026	38.34	2314396026	0	2314396026	38.34	1112341611	47.94	0	0.00	NA	NA	2313473308
(C)	Non Promoter-Non Public	0	0	0	0	0	NA	0	0	0	0	0	NA	0	0	NA	NA	0
(C1)	Shares underlying DRs	0	0	0	0	0	NA	0	0	0	0.00	0	NA	0	0.00	NA	NA	0
(C2)	Shares held by Employes Trusts	0	0	0	0	0	NA	0	0	0	0	0	NA	0	0	NA	NA	0
	Total:	408011	6035945275	0	0	6035945275	100.00	6035945275	0	6035945275	100.00	1112341611	100.00	0	0.00	2689029420	72.26	6035022557

Note: The Company issued and allotted USD 300,000,000 principal amount of 7.5 per cent foreign currency convertible bonds (FCCBs), convertible into fully paid up equity shares of the Company having face value of Re. 1 each (the "Conversion Shares") at a price of Rs. 18 per equity share to "Kuwait Investment Authority" on December 10, 2015. The Bonds may be converted into the shares in accordance with the terms of the Bonds after 18 months. The optional conversion price in respect of FCCB is Rs. 18 per share. After considering into the optional conversion price is as Rs. 18 per shares. FCCBs are converted into 1112341611 Equity shares (approx.).




Table II - Statement showing shareholding pattern of the Promoter and Promoter Group

Category	Category & Name of the Shareholder	PAN	No of Shareholders	No of fully paid up equity shares held	No of Partly paid-up equity shares held	No of Shares Underlying Depository Receipts	Total No of Shares Held (IV+V+VI)	Shareholding as a % of total no of shares (calculated as per SCRR, 1957 (VIII) As a % of (A+B+C2)	Number of Voting Rights held in each class of securities			No of Shares Underlying Outstanding convertible securities (Including Warrants)	Shareholding as a % assuming full conversion of convertible Securities (as a percentage of diluted share capital) (VII)+(X) As a % of (A+B+C2)	Number of Locked in Shares		Number of Shares pledged or otherwise encumbered		Number of equity shares held in dematerialized form	
									No of Voting Rights		Total as a % of			No.	As a % of total Shares held	No.	As a % of total Shares		
									Class X	Class Y	Total			(X)	(XI)	(XII)	(XIII)		(XIV)
(I)	(II)	(III)	(IV)	(V)	(VI)	(VII)	(VIII)	(IX)			(X)	(XI)	(XII)	(XIII)	(XIV)				
(1)	Indian																		
(a)	Individuals/Hindu undivided Family		16	3721545249	0	0	3721545249	61.66	3721545249	0	3721545249	61.66	0	52.06	0	0.00	2689029420	72.26	3.722E+09
	MALLIKARJUNA RAO GRANDHI	AAAHG5537L	1	1478000	0	0	1478000	0.02	1478000	0	1478000	0.02	0	0.02	0	0.00	0	0.00	1478000
	GMR ENTERPRISES PRIVATE LIMITED	AACCG5619E	1	2878245098	0	0	2878245098	47.69	2878245098	0	2878245098	47.69	0	40.26	0	0.00	2279719420	79.21	2.878E+09
	CADENCE RETAIL PRIVATE LIMITED	AADCC3141L	1	100000	0	0	100000	0.00	100000	0	100000	0.00	0	0.00	0	0.00	0	0.00	100000
	GRANDHI BUTCHI SANYASI RAJU	AADHG7636M	1	292500	0	0	292500	0.00	292500	0	292500	0.00	0	0.00	0	0.00	0	0.00	292500
	KIRANKUMAR GRANDHI	AAFHK9816F	1	200000	0	0	200000	0.00	200000	0	200000	0.00	0	0.00	0	0.00	0	0.00	200000
	GMR INFRA VENTURES LLP	AAJFG9800D	1	31321815	0	0	31321815	0.52	31321815	0	31321815	0.52	0	0.44	0	0.00	0	0.00	31321815
	GMR BUSINESS AND CONSULTANCY	AAANFG4585F	1	805635166	0	0	805635166	13.35	805635166	0	805635166	13.35	0	11.27	0	0.00	409310000	50.81	805635166
	SRINIVAS BOMMIDALA	AAANHS8762G	1	200000	0	0	200000	0.00	200000	0	200000	0.00	0	0.00	0	0.00	0	0.00	200000
	G MALLIKARJUNA RAO	AAUPG5856C	1	253330	0	0	253330	0.00	253330	0	253330	0.00	0	0.00	0	0.00	0	0.00	253330
	G VARALAKSHMI	ACYPG8905A	1	942660	0	0	942660	0.02	942660	0	942660	0.02	0	0.01	0	0.00	0	0.00	942660
	B SRINIVAS	ADAPB2985L	1	251660	0	0	251660	0.00	251660	0	251660	0.00	0	0.00	0	0.00	0	0.00	251660
	G KIRAN KUMAR	ADUPG3647G	1	672160	0	0	672160	0.01	672160	0	672160	0.01	0	0.01	0	0.00	0	0.00	672160
	G RAGINI	AFDPR9943P	1	638700	0	0	638700	0.01	638700	0	638700	0.01	0	0.01	0	0.00	0	0.00	638700
	G B S RAJU	AGAPG1105G	1	251660	0	0	251660	0.00	251660	0	251660	0.00	0	0.00	0	0.00	0	0.00	251660
	B RAMA DEVI	AGLPB4218N	1	250000	0	0	250000	0.00	250000	0	250000	0.00	0	0.00	0	0.00	0	0.00	250000
	GRANDHI SMITHA RAJU	AOVPS7199R	1	812500	0	0	812500	0.01	812500	0	812500	0.01	0	0.01	0	0.00	0	0.00	812500
(b)	Central Government/State Government(s)		0	0	0	0	0	0.00	0	0	0	0.00	0	0.00	0	0.00	0	0.00	0
(c)	Financial Institutions/Banks		0	0	0	0	0	0.00	0	0	0	0.00	0	0.00	0	0.00	0	0.00	0
(d)	Any Other		4	4000	0	0	4000	0.00	4000	0	4000	0.00	0	0.00	0	0.00	0	0.00	4000
	GRANDHI BUCHI SANYASI RAJU AND SATYAVATHI SMITHA TRUST - Mr. G.B.S. Raju, Trustee	AABTG6212D	1	1000	0	0	1000	0.00	1000	0	1000	0.00	0	0.00	0	0.00	0	0.00	1000
	GRANDHI KIRAN KUMAR AND RAGINI TRUST - Mr. G. Kiran Kumar, Trustee	AABTG6213C	1	1000	0	0	1000	0.00	1000	0	1000	0.00	0	0.00	0	0.00	0	0.00	1000
	GRANDHI VARALAKSHMI MALLIKARJUNA RAO TRUST - Mr. G. Mallikarjuna Rao, Trustee	AABTG6214F	1	1000	0	0	1000	0.00	1000	0	1000	0.00	0	0.00	0	0.00	0	0.00	1000
	SRINIVAS BOMMIDALA AND RAMADEVI TRUST - Mr. Srinivas Bommidala, Trustee	AAKTS6106K	1	1000	0	0	1000	0.00	1000	0	1000	0.00	0	0.00	0	0.00	0	0.00	1000
	Sub-Total (A)(1)		20	3721549249	0	0	3721549249	61.66	3721549249	0	3721549249	61.66	0	52.06	0	0.00	2689029420	72.26	3.722E+09
(2)	Foreign																		
(a)	Individuals (Non-Resident Individuals/Foreign Individuals)		0	0	0	0	0	0.00	0	0	0	0.00	0	0.00	0	0.00	0	0.00	0
(b)	Government		0	0	0	0	0	0.00	0	0	0	0.00	0	0.00	0	0.00	0	0.00	0
(c)	Institutions		0	0	0	0	0	0.00	0	0	0	0.00	0	0.00	0	0.00	0	0.00	0
(d)	Foreign Portfolio Investor		0	0	0	0	0	0.00	0	0	0	0.00	0	0.00	0	0.00	0	0.00	0
(e)	Any Other		0	0	0	0	0	0.00	0	0	0	0.00	0	0.00	0	0.00	0	0.00	0
	Sub-Total (A)(2)		0	0	0	0	0	0.00	0	0	0	0.00	0	0.00	0	0.00	0	0.00	0
	Total Shareholding of Promoter and Promoter Group (A)=(A)(1)+(A)(2)		20	3721549249	0	0	3721549249	61.66	3721549249	0	3721549249	61.66	0	52.06	0	0.00	2689029420	72.26	3721549249



Table III - Statement showing shareholding pattern of the Public shareholder

Category	Category & Name of the Shareholder	PAN	No of Shareholders	No of fully paid up equity shares held	No of Partly paid-up equity shares held	No of Shares Underlying Depository Receipts	Total No of Shares Held (IV+V+VI)	Shareholding as a % of total no of shares (A+B+C2)	Number of Voting Rights held in each class of securities			No of Shares Underlying Outstanding convertible securities (Including Warrants)	Shareholding as a % assuming full conversion of convertible Securities (as a percentage of diluted share capital)	Number of Locked in Shares		Number of Shares pledged or otherwise encumbered		Number of equity shares held in dematerialized form	
									No of Voting Rights		Total as a % of (A+B+C)			No.	As a % of total Shares	No.	As a % of total Shares		
									Class X	Class Y	Total								
	(I)	(II)	(III)	(IV)	(V)	(VI)	(VII)	(VIII)	(IX)	(X)	(XI)	(XII)	(XIII)	(XIV)					
(1)	Institutions																		
(a)	Mutual Funds		11	58627661	0	0	58627661	0.97	58627661	0	58627661	0.97	0	0.82	0	0.00	NA	NA	58627661
(b)	Venture Capital Funds		0	0	0	0	0	0.00	0	0	0	0.00	0	0.00	0	0.00	NA	NA	0
(c)	Alternate Investment Funds		0	0	0	0	0	0.00	0	0	0	0.00	0	0.00	0	0.00	NA	NA	0
(d)	Foreign Venture Capital Investors		0	0	0	0	0	0.00	0	0	0	0.00	0	0.00	0	0.00	NA	NA	0
(e)	Foreign Portfolio Investors		110	1241263111	0	0	1241263111	20.56	1241263111	0	1241263111	20.56	0	17.36	0	0.00	NA	NA	1241263111
	DUNEARN INVESTMENTS (MAURITIUS) PTE LTD	AACCD1254A	1	466743521	0	0	466743521	7.73	466743521	0	466743521	7.73	0	6.53	0	0.00	NA	NA	466743521
	LTS INVESTMENT FUND LTD	AACCL0500F	1	79247500	0	0	79247500	1.31	79247500	0	79247500	1.31	0	1.11	0	0.00	NA	NA	79247500
	SKYRON ECO VENTURES PRIVATE LIMITED	AAUCS0765M	1	129667576	0	0	129667576	2.15	129667576	0	129667576	2.15	0	1.81	0	0.00	NA	NA	129667576
(f)	Financial Institutions/Banks		43	312298042	0	0	312298042	5.17	312298042	0	312298042	5.17	0	4.37	0	0.00	NA	NA	312298042
	LIFE INSURANCE CORPORATION OF INDIA	AAACL0582H	18	196668737	0	0	196668737	3.26	196668737	0	196668737	3.26	0	2.75	0	0.00	NA	NA	196668737
(g)	Insurance Companies		0	0	0	0	0	0.00	0	0	0	0.00	0	0.00	0	0.00	NA	NA	0
(h)	Provident Funds/Pension Funds		0	0	0	0	0	0.00	0	0	0	0.00	0	0.00	0	0.00	NA	NA	0
(i)	Any Other (Kuwait Investment Authority)		0	0	0	0	0	0	0	0	0	0	1112341611	15.56					
	FOREIGN NATIONALS		2	3800	0	0	3800	0.00	3800	0	3800	0.00	0	0.00	0	0.00	NA	NA	3800
	Sub Total (B)(1)		166	1612192614	0	0	1612192614	26.71	1612192614	0	1612192614	26.71	1112341611	38.11	0	0.00	NA	NA	1612192614
(2)	Central Government/State Government(s)/President of India		0	0	0	0	0	0.00	0	0	0	0.00	0	0.00	0	0.00	NA	NA	0
	Sub Total (B)(2)		0	0	0	0	0	0.00	0	0	0	0.00	0	0.00	0	0.00	NA	NA	0
(3)	Non-Institutions																		
(a)	i. Individual shareholders holding nominal share capital up to Rs.2 lakhs		400866	369305325	0	0	369305325	6.12	369305325	0	369305325	6.12	0	5.17	0	0.00	NA	NA	368382607
	ii. Individual shareholders holding nominal share capital in excess of Rs. 2 Lakhs		88	86011411	0	0	86011411	1.42	86011411	0	86011411	1.42	0	1.20	0	0.00	NA	NA	86011411
														0.00					
(b)	NBFCs Registered with RBI		15	1277471	0	0	1277471	0.02	1277471	0	1277471	0.02	0	0.02	0	0.00	NA	NA	1277471
(c)	Employee Trusts		0	0	0	0	0	0.00	0	0	0	0.00	0	0.00	0	0.00	NA	NA	0
(d)	Overseas Depositories (Holding DRs)(Balancing figure)		0	0	0	0	0	0.00	0	0	0	0.00	0	0.00	0	0.00	NA	NA	0
(e)	Any Other													0.00					
	BODIES CORPORATES		2511	179387453	0	0	179387453	2.97	179387453	0	179387453	2.97	0	2.51	0	0.00	NA	NA	179387453
	CLEARING MEMBERS		368	48419484	0	0	48419484	0.80	48419484	0	48419484	0.80	0	0.68	0	0.00	NA	NA	48419484
	TRUSTS		11	30220	0	0	30220	0.06	30220	0	30220	0.06	0	0.00	0	0.00	NA	NA	30220
	NON RESIDENT INDIANS		2819	13609452	0	0	13609452	0.23	13609452	0	13609452	0.23	0	0.19	0	0.00	NA	NA	13609452
	NON RESIDENT INDIAN NON REPATRIABLE		1147	4162596	0	0	4162596	0.07	4162596	0	4162596	0.07	0	0.06	0	0.00	NA	NA	4162596
	Sub Total (B)(3)		407825	702203412	0	0	702203412	11.63	702203412	0	702203412	11.63	0	9.82	0	0.00	NA	NA	701280694
	Total Public Shareholding (B) = (B)(1)+(B)(2)+(B)(3)		407991	2314396026	0	0	2314396026	38.34	2314396026	0	2314396026	38.34	1112341611	47.94	0	0.00			2314396026

Details of shareholders acting as person in Concert including their Shareholding (No. And %) :

Details of Shares which remain unclaimed may be given hear along with details such as number of Shareholders, Outstanding shares held in demat/unclaimed suspense account, Voting Rights which are forezet etc.

No of Cases : 13

No of Shares : 17924





Table IV - Statement showing shareholding pattern of the Non Promoter- Non Public shareholder

Category	Category & Name of the Shareholder	PAN	No of Shareholders	No of fully paid up equity shares held	No of Partly paid up equity shares held	No of Shares Underlying Depository Receipts	Total No of Shares Held (IV+V+VI)	Shareholding as a % of total no of shares (calculated as per SCRR, 1957 (VIII) As a % of (A+B+C2)	Number of Voting Rights held in each class of securities			No of Shares Underlying Outstanding convertible securities (Including Warrants)	Shareholding as a % assuming full conversion of convertible Securities (as a percentage of diluted share capital) (VII)+(X) As a % of (A+B+C2)	Number of Locked in Shares		Number of Shares pledged or otherwise encumbered		Number of equity shares held in dematerialized form
									No of Voting Rights	Total as a % of (A+B+C)				No.	As a % of total Shares held	No.	As a % of total Shares held	
									Class X	Class Y	Total							
	(I)	(II)	(III)	(IV)	(V)	(VI)	(VII)	(VIII)	(IX)			(X)	(XI)	(XII)		(XIII)		(XIV)
(1)	Custodian/ DR Holder																	
(a)	Name of DR Holder (if available) -		0	0	0	0	0	0	0	0	0	0	0	0	0	0	0	0
(2)	Employee Benefit Trust (under SEBI Share based Employee benefit Regulations, 2014)		0	0	0	0	0	0.00	0	0	0.00	0	0.00	0	0	0	0	0
	Sub-Total (A)(2)																	
	Total NonPromoter- Non Public Shareholding (C)= (C)(1)+(C)(2)			0	0	0	0	0.00	0	0	0.00	0	0.00	0	0	0	0	0



18