

April 19, 2016

BSE Limited
Phiroze Jeejeebhoy Towers
Dalal Street
Mumbai - 400 001

National Stock Exchange of India Limited
Exchange Plaza
Plot no. C/1, G Block
Bandra-Kurla Complex
Bandra (E)
Mumbai - 400 051

Dear Sirs,


Sub: Statement of holding of securities and shareholding pattern as on March 31, 2016
Ref.: Regulation 31(1)(b) of SEBI (Listing Obligations and Disclosure Requirements) Regulations, 2015

As required under Regulation 31(1)(b) of SEBI (Listing Obligations and Disclosure Requirements) Regulations, 2015, the Statement of holding of securities and shareholding pattern of GMR Infrastructure Limited as on March 31, 2016 is enclosed.


Please take the same on record.

Thanking you,

Yours faithfully,
for GMR Infrastructure Limited



A. S. Cherukupalli
Company Secretary & Compliance Officer



Encl: as above


Format of Holding of Specified securities

1. Name of Listed Entity: **GMR INFRASTRUCTURE LIMITED**
2. Scrip Code/Name of Scrip/Class of Security: **532754/GMRINFRA/EQUITY SHARES**
3. Share Holding Pattern Filed under: **Reg.31(1)(b)**
- a. if under 31(1)(b) then indicate the report for quarter ending **March 31, 2016**
- b. if under 31(1)(c) then indicate date of allotment/extinguishment
4. Declaration : The Listed entity is required to submit the following declaration to the extent of submission of information:

	Particulars	YES*	NO*
a	Whether the Listed Entity has issued any partly paid up shares		NO
b	Whether the Listed Entity has issued any Convertible Securities or Warrants?	YES	
c	Whether the Listed Entity has any shares against which depository receipts are issued?		NO
d	Whether the Listed Entity has any shares in locked-in?		NO
e	Whether any shares held by promoters are pledge or otherwise encumbered?	YES	

*if the Listed Entity selects the option 'NO' for the questions above, the columns for the partly paid up shares, Outstanding Convertible Securities/Warrants, depository receipts, locked-in shares, No of shares pledged or otherwise encumbered by promoters, as applicable, shall not be displayed at the time of dissemination on the Stock Exchange website. Also wherever there is 'No' declared by Listed entity in above table the values will be considered as 'Zero' by default on submission of the format of holding of specified securities.

- 5 The tabular format for disclosure of holding of specified securities is as follows:



GMR INFRASTRUCTURE LIMITED

Table I - Summary Statement holding of specified securities

Category	Category of Shareholder	No of Shareholders	No of fully paid up equity shares held	No of Partly paid-up equity shares held	No of Shares Underlying Depository Receipts	Total No of Shares Held (VII) = (IV)+(V)+(VI)	Shareholding as a % of total no of shares (calculated as per SCRR, 1957) As a % of (A+B+C2)	Number of Voting Rights held in each class of securities			No of Shares Underlying Outstanding convertible securities (including Warrants)	Shareholding as a % assuming full conversion of convertible Securities (as a percentage of diluted share capital)	Number of Locked in Shares		Number of Shares pledged or otherwise encumbered		Number of equity shares held in dematerialized form	
								No of Voting Rights					Total as a % of (A+B+C)	No.	As a % of total Shares	No.		As a % of total Shares held
								Class X	Class Y	Total								
								(IX)						(X)	(XI)	(XII)		(XIII)
(I)	(II)	(III)	(IV)	(V)	(VI)	(VII)	(VIII)											
(A)	Promoter & Promoter Group	21	3718777113	0	0	3718777113	61.61	3718777113	0	3718777113	61.61	0	52.02	0	0.00	3038907532	81.72	3718777113
(B)	Public	453307	2317168162	0		2317168162	38.39	2317168162	0	2317168162	38.39	1112341611	47.98	0	0.00	NA	NA	2316192391
(C)	Non Promoter-Non Public													0	0.00	NA	NA	0
(C1)	Shares underlying DRs	0	0	0	0	0	0.00	0	0	0	0.00	0	0.00	0	0.00	NA	NA	0
(C2)	Shares held by Employes Trusts	0	0	0	0	0	0.00	0	0	0	0.00	0	0.00	0	0.00	NA	NA	0
														0	0.00	3038907532	81.72	6034969504
	Total:	453328	6035945275	0	0	6035945275	100.00	6035945275	0	6035945275	100.00	1112341611	100.00	0	0.00	3038907532	81.72	6034969504

NOTE: The Company issued and allotted USD 300,000,000 principal amount of 7.5 per cent foreign currency convertible bonds (FCCBs), convertible into fully paid up equity shares of the Company having face value of Re. 1 each (the "Conversion Shares") at a price of Rs. 18 per equity share to "Kuwait Investment Authority" on December 10, 2015. The Bonds may be converted into the shares in accordance with the terms of the Bonds after 18 months. The optional conversion price in respect of FCCB is Rs. 18 per share. After considering into the optional conversion price is as Rs. 18 per shares, FCCBs are converted into 1112341611 Equity shares (approx.).




Table II - Statement showing shareholding pattern of the Promoter and Promoter Group

Category	Category & Name of the Shareholder	PAN	No of Shareholders	No of fully paid up equity shares held	No of Partly paid-up equity shares held	No of Shares Underlying Depository Receipts	Total No of Shares Held (IV+V+VI)	Shareholding as a % of total no of shares (calculated as per SCRR, 1957 (VII) As a % of (A+B+C2)	Number of Voting Rights held in each class of securities			No of Shares Underlying Outstanding convertible securities (Including Warrants)	Shareholding as a % assuming full conversion of convertible Securities (as a percentage of diluted share capital) (VII)+(X) As a % of (A+B+C2)	Number of Locked In Shares		Number of Shares pledged or otherwise encumbered		Number of equity shares held in dematerialized form		
									Total as a % of Total Voting		No.(a)			As a % of total Shares held	No.(a)	As a % of total Shares held (b)				
									Class X	Class Y							Total (X)			
	(I)	(II)	(III)	(IV)	(V)	(VI)	(VII)	(VIII)			(X)	(XI)	(XII)	(XIII)	(XIV)					
(1)	Indian																			
(a)	Individuals/Hindu undivided Family			17	3718773113	0	0	3718773113	61.61	3718773113	0	3718773113	61.61	0	52.02	0	0.00	3038907532	81.72	3718773113
	MALLIKARJUNA RAO GRANDHI	AAAHG5537L	1	1478000	0	0	1478000	0.02	1478000	0	1478000	0.02	0	0.02	0	0.00	0	0.00	1478000	
	GMR ENTERPRISES PRIVATE LIMITED	AACC8619E	1	23400000	0	0	23400000	0.39	23400000	0	23400000	0.39	0	0.33	0	0.00	23278000	99.48	23400000	
	GMR HOLDINGS PVT LTD	AACCR1554R	1	2852072962	0	0	2852072962	47.25	2852072962	0	2852072962	47.25	0	39.90	0	0.00	2526319532	88.58	2852072962	
	CADENCE RETAIL PRIVATE LIMITED	AADCC3141L	1	100000	0	0	100000	0.00	100000	0	100000	0.00	0	0.00	0	0.00	0	0.00	100000	
	GRANDHI BUTCHI SANYASI RAJU	AADHG7636M	1	292500	0	0	292500	0.00	292500	0	292500	0.00	0	0.00	0	0.00	0	0.00	292500	
	KIRANKUMAR GRANDHI	AAFHK9816F	1	200000	0	0	200000	0.00	200000	0	200000	0.00	0	0.00	0	0.00	0	0.00	200000	
	GMR INFRA VENTURES LLP	AAJFG9800D	1	31321815	0	0	31321815	0.52	31321815	0	31321815	0.52	0	0.44	0	0.00	0	0.00	31321815	
	GMR BUSINESS AND CONSULTANCY LLP	AANFG4585F	1	805635166	0	0	805635166	13.35	805635166	0	805635166	13.35	0	11.27	0	0.00	489310000	60.74	805635166	
	SRINIVAS BOMMIDALA	AANHS8762G	1	200000	0	0	200000	0.00	200000	0	200000	0.00	0	0.00	0	0.00	0	0.00	200000	
	G MALLIKARJUNA RAO	AAUPG5856C	1	253330	0	0	253330	0.00	253330	0	253330	0.00	0	0.00	0	0.00	0	0.00	253330	
	G VARALAKSHMI	ACYPG8905A	1	942660	0	0	942660	0.02	942660	0	942660	0.02	0	0.01	0	0.00	0	0.00	942660	
	B SRINIVAS	ADAP82985L	1	251660	0	0	251660	0.00	251660	0	251660	0.00	0	0.00	0	0.00	0	0.00	251660	
	G KIRAN KUMAR	ADUPG3647G	1	672160	0	0	672160	0.01	672160	0	672160	0.01	0	0.01	0	0.00	0	0.00	672160	
	G RAGINI	AFDPR9943P	1	638700	0	0	638700	0.01	638700	0	638700	0.01	0	0.01	0	0.00	0	0.00	638700	
	G B S RAJU	AGAPG1105G	1	251660	0	0	251660	0.00	251660	0	251660	0.00	0	0.00	0	0.00	0	0.00	251660	
	B RAMA DEVI	AGLPB4218N	1	250000	0	0	250000	0.00	250000	0	250000	0.00	0	0.00	0	0.00	0	0.00	250000	
*	GRANDHI SMITHA RAJU	AOVPS7199R	1	812500	0	0	812500	0.01	812500	0	812500	0.01	0	0.01	0	0.00	0	0.00	812500	
(b)	Central Government/State Government(s)		0	0	0	0	0	0.00	0	0	0	0.00	0	0.00	0	0.00	0	0.00	0	
(c)	Financial Institutions/Banks		0	0	0	0	0	0.00	0	0	0	0.00	0	0.00	0	0.00	0	0.00	0	
(d)	Any Other		4	4000	0	0	4000	0.00	4000	0	4000	0.00	0	0.00	0	0.00	0	0.00	4000	
	GRANDHI BUTCHI SANYASI RAJU AND SATYAVATHI SMITHA TRUST - Mr. G.B.S. Raju, Trustee	AABTG6212D	1	1000	0	0	1000	0.00	1000	0	1000	0.00	0	0.00	0	0.00	0	0.00	1000	
	GRANDHI KIRAN KUMAR AND RAGINI TRUST - Mr. G. Kiran Kumar, Trustee	AAABTG6213C	1	1000	0	0	1000	0.00	1000	0	1000	0.00	0	0.00	0	0.00	0	0.00	1000	
	GRANDHI VARALAKSHMI MALLIKARJUNA RAO TRUST - Mr. G. Mallikarjuna Rao, Trustee	AAABTG6214F	1	1000	0	0	1000	0.00	1000	0	1000	0.00	0	0.00	0	0.00	0	0.00	1000	
*	SRINIVAS BOMMIDALA AND RAMADEVI TRUST - Mr. Srinivas Bommidala, Trustee	AAAKT56106K	1	1000	0	0	1000	0.00	1000	0	1000	0.00	0	0.00	0	0.00	0	0.00	1000	
	Sub-Total (A)(1)		21	371877113	0	0	371877113	61.61	371877113	0	371877113	61.61	0	52.02	0	0.00	3038907532	81.72	371877113	
(2)	Foreign																			
(a)	Individuals (Non-Resident Individuals/Foreign Individuals)		0	0	0	0	0	0.00	0	0	0	0.00	0	0.00	0	0.00	0	0.00	0	
(b)	Government		0	0	0	0	0	0.00	0	0	0	0.00	0	0.00	0	0.00	0	0.00	0	
(c)	Institutions		0	0	0	0	0	0.00	0	0	0	0.00	0	0.00	0	0.00	0	0.00	0	
(d)	Foreign Portfolio Investor		0	0	0	0	0	0.00	0	0	0	0.00	0	0.00	0	0.00	0	0.00	0	
(e)	Any Other		0	0	0	0	0	0.00	0	0	0	0.00	0	0.00	0	0.00	0	0.00	0	
	Sub-Total (A)(2)		0	0	0	0	0	0.00	0	0	0	0.00	0	0.00	0	0.00	0	0.00	0	
	Total Shareholding of Promoter and Promoter Group (A)=(A)(1)+(A)(2)		21	371877113	0	0	371877113	61.61	371877113	0	371877113	61.61	0	52.02	0	0.00	3038907532	81.72	371877113	

Details of Shares which remain unclaimed may be given hear along with details such as number of shareholders, outstanding shares held in demat / unclaimed suspense account, voting rights which are frozen etc.




Table III - Statement showing shareholding pattern of the Public shareholder

Category	Category & Name of the Shareholder	PAN	No of Shareholders	No of fully paid up equity shares held	No of Partly paid-up equity shares held	No of Shares Underlying Depository Receipts	Total No of Shares Held (V+VV+VVI)	Shareholding % calculated as per SCRR, 1957. As a % of total no of shares (A+B+C2)	Number of Voting Rights held in each class of securities			No of Shares Underlying Outstanding convertible securities (Including Warrants)	Total Shareholding as a % assuming full conversion of convertible Securities (as a percentage of diluted share capital)	Number of Locked in Shares		Number of Shares pledged or otherwise encumbered		Number of equity shares held in dematerialized form	
									No of Voting Rights		Total as a % of Total Voting Rights			No.(a)	As a % of total Shares held (b)	No.(a)	As a % of total Shares held (b)		
									Class X	Class Y									Total
	(i)	(ii)	(iii)	(iv)	(v)	(vi)	(vii)	(viii)	(ix)	(x)	(xi)	(xii)	(xiii)	(xiv)	(xv)				
(1)	Institutions																		
(a)	Mutual Funds		12	134219140	0	0	134219140	2.22	134219140	0	134219140	2.22	0	1.88	0	0.00	NA	NA	134219140
	ICICI PRUDENTIAL INFRASTRUCTURE FUND	AAAA10038F	3	99296675	0	0	99296675	1.65	99296675	0	99296675	1.65	0	1.39	0	0.00	NA	NA	99296675
(b)	Venture Capital Funds		0	0	0	0	0	0.00	0	0	0	0.00	0	0.00	0	0.00	NA	NA	0
(c)	Alternate Investment Funds		0	0	0	0	0	0.00	0	0	0	0.00	0	0.00	0	0.00	NA	NA	0
(d)	Foreign Venture Capital Investors		0	0	0	0	0	0.00	0	0	0	0.00	0	0.00	0	0.00	NA	NA	0
(e)	Foreign Portfolio Investors		97	1167221603	0	0	1167221603	19.34	1167221603	0	1167221603	19.34	0	16.33	0	0.00	NA	NA	1167221603
	DUNEARN INVESTMENTS (MAURITIUS) PTE LTD	AACCD1254A	1	513639481	0	0	513639481	8.51	513639481	0	513639481	8.51	0	7.19	0	0.00	NA	NA	513639481
*	LTS INVESTMENT FUND LTD	AAACLO500F	1	61167000	0	0	61167000	1.01	61167000	0	61167000	1.01	0	0.86	0	0.00	NA	NA	61167000
	NOMURA SINGAPORE LIMITED	AADCN2750N	1	73892175	0	0	73892175	1.22	73892175	0	73892175	1.22	0	1.03	0	0.00	NA	NA	73892175
	SKYRON ECO VENTURES PRIVATE LIMITED	AAUCS0765M	1	136449103	0	0	136449103	2.26	136449103	0	136449103	2.26	0	1.91	0	0.00	NA	NA	136449103
(f)	Financial Institutions/Banks		48	339192720	0	0	339192720	5.62	339192720	0	339192720	5.62	0	4.75	0	0.00	NA	NA	339192720
	LIC OF INDIA HEALTH PLUS FUND	AAACLO582H	18	196668737	0	0	196668737	3.26	196668737	0	196668737	3.26	0	2.75	0	0.00	NA	NA	196668737
(g)	Insurance Companies		0	0	0	0	0	0.00	0	0	0	0.00	0	0.00	0	0.00	NA	NA	0
(h)	Provident Funds/Pension Funds		0	0	0	0	0	0.00	0	0	0	0.00	0	0.00	0	0.00	NA	NA	0
(i)	Any Other (Kuwait Investment Authority)	AAATK3858Q	0	0	0	0	0	0	0	0	0	0.00	1112341611	15.56	0	NA	NA	0	
	FOREIGN NATIONALS		2	3300	0	0	3300	0.00	3300	0	3300	0.00	0	0.00	0	0.00	NA	NA	3300
	Sub Total (B)(1)		159	1640636763	0	0	1640636763	27.18	1640636763	0	1640636763	27.18	0	38.51	0	0.00	NA	NA	1640636763
(2)	Central Government/State Government(s)/President of India		0	0	0	0	0	0.00	0	0	0	0.00	0	0.00	0	0.00	NA	NA	0
	Sub Total (B)(2)		0	0	0	0	0	0.00	0	0	0	0.00	0	0.00	0	0.00	NA	NA	0
(3)	Non-institutions																		
(a)	i. Individual shareholders holding nominal share capital up to Rs. 2 lakhs		445910	410591984	0	0	410591984	6.80	410591984	0	410591984	6.80	0	5.74	0	0.00	NA	NA	409616213
	ii. Individual shareholders holding nominal share capital in excess of Rs. 2 Lakhs		81	59595024	0	0	59595024	0.99	59595024	0	59595024	0.99	0	0.83	0	0.00	NA	NA	59595024
														0.00					
(b)	NBFCs Registered with RBI		14	838978	0	0	838978	0.01	838978	0	838978	0.01	0	0.01	0	0.00	NA	NA	838978
(c)	Employee Trusts		0	0	0	0	0	0.00	0	0	0	0.00	0	0.00	0	0.00	NA	NA	0
(d)	Overseas Depositories (Holding DRs)/Balancing figure		0	0	0	0	0	0.00	0	0	0	0.00	0	0.00	0	0.00	NA	NA	0
(e)	Any Other													0.00					
	CLEARING MEMBERS		183	6153097	0	0	6153097	0.10	6153097	0	6153097	0.10	0	0.09	0	0.00	NA	NA	6153097
	BODIES CORPORATES		2599	179618661	0	0	179618661	2.98	179618661	0	179618661	2.98	0	2.51	0	0.00	NA	NA	179618661
	BOYANCE INFRASTRUCTURE PRIVATE LIMITED	AAECP8384R	4	62650476	0	0	62650476	1.04	62650476	0	62650476	1.04	0	0.88	0	0.00	NA	NA	62650476
	NON RESIDENT INDIANS		4349	19710435	0	0	19710435	0.33	19710435	0	19710435	0.33	0	0.28	0	0.00	NA	NA	19710435
	TRUSTS		12	23220	0	0	23220	0.00	23220	0	23220	0.00	0	0.00	0	0.00	NA	NA	23220
	Sub Total (B)(3)		453148	676531399	0	0	676531399	11.21	676531399	0	676531399	11.21	0	9.46	0	0.00			67555628
	Total Public Shareholding (B) = (B)(1)+(B)(2)+(B)(3)		453307	2317168162	0	0	2317168162	38.39	2317168162	0	2317168162	38.39	1112341611	47.98	0	0.00			2316192391
Details of shareholders acting as person in Concert including their Shareholding (No. And %): Details of Shares which remain unclaimed may be given hear along with details such as number of Shareholders, Outstanding shares held in demat/unclaimed suspense account, Voting Rights which are forezen etc.																			
No of Cases: 13			No of Shares: 17924																




Table IV - Statement showing shareholding pattern of the Non Promoter - Non Public Shareholder

Category	Category & Name of the Shareholder	PAN	No of Shareholders	No of fully paid up equity shares held	No of Partly paid-up equity shares held	No of Shares Underlying Depository Receipts	Total No of Shares Held (IV+V+VI)	Shareholding % calculated as per SCRR, 1957. As a % of total no of shares (A+B+C2)	Number of Voting Rights held in each class of securities			No of Shares Underlying Outstanding convertible securities (Including Warrants)	Shareholding as a % assuming full conversion of convertible Securities (as a percentage of diluted share capital)	Number of Locked in Shares		Number of Shares pledged or otherwise encumbered		Number of equity shares held in dematerialized form	
									No of Voting Rights		Total as a % of Total Voting			No.	As a % of total Shares held	No.	As a % of total Shares held		
									Class X	Class Y	Total			(X)	(XI)	(XII)	(XIII)		(XIV)
	(I)	(II)	(III)	(IV)	(V)	(VI)	(VII)	(VIII)			(X)		(XI)		(XII)		(XIII)		(XIV)
(1)	Custodian/DR Holder			0	0	0	0	0.00	0	0	0	0.00	0	0.00	0	0.00	NA	NA	0
(2)	Employee Benefit Trust (under SEBI(Share based Employee Benefit) Regulations 2014)			0	0	0	0	0.00	0	0	0	0.00	0	0.00	0	0.00	NA	NA	0
Total Non-Promoter-Non Public Shareholding (C) = (C1)+(C2)				0	0	0	0	0.00	0	0	0	0.00	0	0.00	0	0.00			0

